



GLENROCK

TECHNICAL SPECIFICATION



KEYSTONE

This Range

A versatile collection of porcelain tiles, suitable for both interior and exterior applications. Available in 10mm and 20mm thickness, offering a balance of elegance and durability.

Sizes

1200 x 600 x 8.5mm rectified natural
600 x 600 x 8.5mm rectified natural
600 x 300 x 8.5mm rectified natural
610 x 150 x 7.5 - 11mm



Heavy Footfall



Stairs




Interior



Exterior



Wet Areas




Pool Edging


Colours




Cedar




Maple



Ember



Smoke



Shale



Ashen

Technical Details

Technical Features	Test Method	Required Values	Average Values
Water Absorption	ISO 10545-3	≤ 0,5%	0,05%
Modulus of Rupture	ISO 10545-4	minimum 35 N/mm ² - minimum single 32 N/mm ²	> 38 N/mm ²
Durability: Internal	EN 14411:2012		Passed
Durability: External	EN 14411:2012		Passed
Thermal Shock Resistance	EN 14411:2012	Required	Passed
Chemical Resistance	ISO 10545-13	As indicated by manufacturer	UNAFFECTED
Frost Resistance	ISO 10545-12	Required	Frost Resistant



**-Glenrock Cedar
(Floor)**



**-Glenrock Cedar
(Terrace Floor)**



**-Glenrock Ember
(Pool)**



**-Glenrock Ember
(Bathroom)**



**-Glenrock Shale
(Floor)**



**-Glenrock Shale
(Wall)**





**-Glenrock Smoke
(Bathroom Floor)**



**-Glenrock Smoke
(Sink and Floor)**



**-Glenrock Ashen
(Floor)**



**-Glenrock Ashen
(Floor)**



KEYSTONE

204 Duggins Lane, Tile Hill, Coventry,
CV4 9GP
02475 092 859
www.keystoneco.co.uk

