



VETRO


TECHNICAL SPECIFICATION



This Range

Beautiful range of porcelain tiles, suitable for interior and exterior applications, in a 20mm & 8.5mm thickness.


Suitable for:




Exterior



Heavy Footfall



Pool Edging



Stairs

Sizes

1000 x 1000 x 8.5mm rectified natural
 1200 x 600 x 8.5mm rectified natural
 600 x 600 x 8.5mm rectified natural
 600 x 300 x 8.5mm rectified natural
 pattern 3D 150 x 610 x 7.5-11mm
 1000 x 1000 x 8.5mm rectified grip
 203 x 406 x 8.5mm grip
 203 x 203 x 8.5mm grip
 1000 x 1000 x 20mm rectified grip
 mosaic 300 x 300 x 8.5mm rectified natural
 geo mosaic 290 x 290 x 8.5mm rectified natural
 wood mosaic 280 x 323 x 8.5mm rectified natural
 skirting 65 x 1000 x 8.5mm rectified

Colours



White




Dark



Beige




Mosaics in Beige



Taupe



Wood Mosaic



Grey



Wood Mosaic

Technical Details - 20 & 8.5mm

Technical Features	Test Method	Required Values	Average Values
Water Absorption	ISO 10545-3	≤ 0,5%	Compliant
Modulus of rupture	ISO 10545-4	≥ 35 N/mm ²	Compliant
Deep Abrasion Resistance	ISO 10545-6	≤ 175 mm ³	Compliant
Linear Thermal Expansion	ISO 10545-8	No provision	$\alpha \leq 7.1 \times 10^{-6} \text{ } ^\circ\text{C}^{-1}$
Stain Resistance	ISO 10545-14	Classe / Class 3 Min.	Class 5
Chemical Resistance (*)	ISO 10545-13	As indicated by manufacturer	Compliant
Frost Resistance	ISO 10545-12	No alteration	Resistant
Slip Resistance	BS 7976:2002	Declared value	R10 Natural R11 20mm
Thickness	ISO 10545-2	+/-0.5	Compliant

Recommended minimum joint (**)		RECT (Interior)	2mm (RECT) circa/approx
--------------------------------	--	-----------------	--------------------------------

(*) Excluding hydrofluoric acid and its derivatives. (**) The width of grout joints must be established by the installation supervisor, unless grout widths are regulated by national laying standards.

Packing Details

Size	Pz/Box	Kg/Box	Mq/Box	Box/Pal	Kg/Pal	Mq/Pal
1000 x 1000 x 8.5mm Rectified	2	39	2	24	932	48
1200 x 600 x 8.5mm rectified	2	32	1.44	32	984	46.08
1000 x 1000 x 20mm Rectified	1	39	1	24	956	24
600 x 600 x 8.5mm rectified	3	20.61	1.08	40	824.4	43.2
600 x 300 x 8.5mm rectified	7	24	1.26	48	1152	60.48
mosaic 300 x 300 x 8.5mm rectified (36 piece)	6	8.2	.55	-	-	-
Mosaic Geo 290 x 290 x 8.5mm	6	8.2	.54	60	507	32.4
Mosaic Wood 280 x 323 x 8.5mm	6	8.2	.54	60	507	32.4
skirting 1000 x 65 x 8.5mm rectified	6	7.5	-	--	-	-



Vetro dark floor wall grey Geo

Vetro Grey





Vetro Taupe

Vetro White





204 Duggins Lane, Tile Hill, Coventry,
CV4 9GP
02475 092 859
www.keystoneco.co.uk

